

# snorkie-talkie

by **OCEANREEF**<sup>®</sup>  
underwater, naturally.



Instruction Manual

## WARNINGS

This equipment has been tested and found to comply with the limits for a Class B digital device, pursuant to part 15 of the FCC Rules. These limits are designed to provide reasonable protection against harmful interference in a residential installation. This equipment generates, uses and can radiate radio frequency energy and, if not installed and used in accordance with the instructions, may cause harmful interference to radio communications. However, there is no guarantee that interference will not occur in a particular installation. If this equipment does cause harmful interference to radio or television reception, which can be determined by turning the equipment off and on, the user is encouraged to try to correct the interference by one or more of the following measures:

- Reorient or relocate the receiving antenna.
- Increase the separation between the equipment and receiver.
- Connect the equipment into an outlet on a circuit different from that to which the receiver is connected.
- Consult the dealer or an experienced radio/TV technician for help.

**Modifications:** Any modifications made to this device that are not approved by Mestel Safety Srl may void the authority granted to the user by the FCC to operate this equipment.

This device complies with Part 95 of the FCC Rules. Operation is subject to the following two conditions: (1) this device may not cause harmful interference, and (2) this device must accept any interference received, including interference that may cause undesired operations.

This device is designed and tested to comply with a number of international standards and guidelines for human exposure to radio frequency electromagnetic energy. It has been authorized by FCC, so no violation of FCC rules is allowed. Any adjustment and/ or modification must be performed only by the manufacturer under the supervision and responsibility of a certified body. No replacement of any transmitter component resulting on a violation of the FCC rules is permitted. Snorkie-Talkie must be safely used following the instructions collected in this manual.

**FCC ID: 2A0IS020816**

# WHAT'S INCLUDED



**Snorkie Talkie Unit**



**USB-C cable**

Micro USB for units manufactured before 2026

OCEAN REEF Snorkie-Talkie is a radio communication system to be used in combination with OCEAN REEF - made Full Face snorkeling masks (Aria Classic, Aria QR+, Aria JR, SeaVuDry, Sport, Tusa Sport and UNO masks).

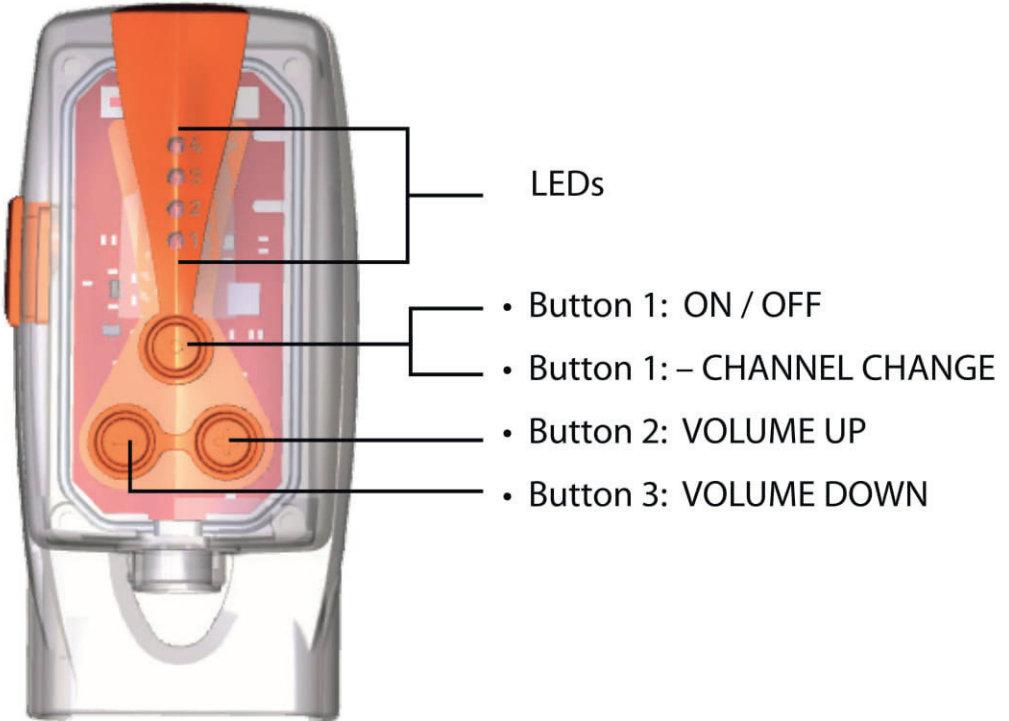
**(Not suitable for other brand masks)**

It is a UHF system like a walkie talkie. As it is working on standard frequencies, it may communicate with most of other radio systems using the same frequencies check Snorkie Talkie operation frequencies at page 5, or on our website.

**⚠ WARNING!** Respect local regulations regarding free-to-use frequencies when traveling outside of country of purchase.

You can communicate with any other Snorkie Talkie, Snorkie Talkie Surface Unit, or standard radio, as long as the units are all on the same frequency, within 500ft - 150m radius.

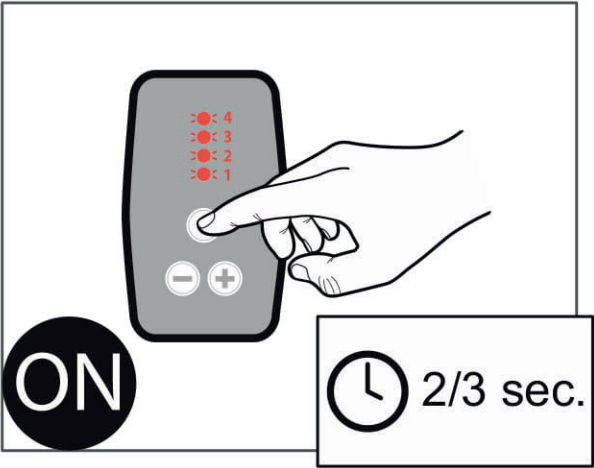
# OPERATING



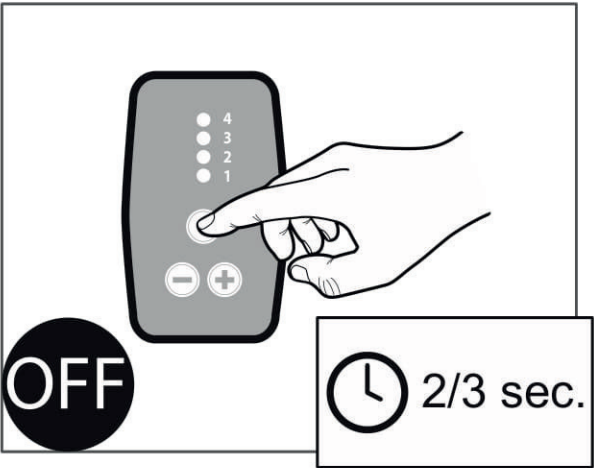
## *Operating Frequencies/Channels*

	ST CHANNEL	RADIO CHANNEL	FREQUENCY [MHz]
FSR (USA)	1	8	467.5625
	2	9	467.5875
	3	10	467.6125
	4	11	467.6375
PMR446 (EUROPE)	1	2	446.01875
	2	4	446.04375
	3	6	446.06875
	4	8	446.09375

**Turn ON the ST:**

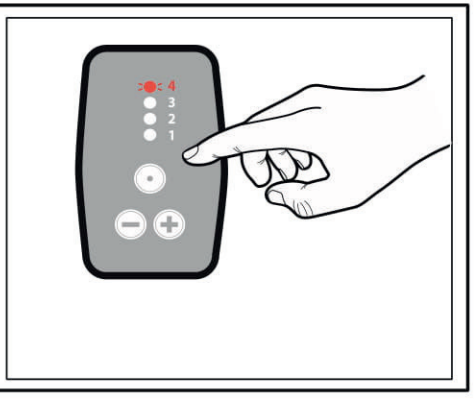
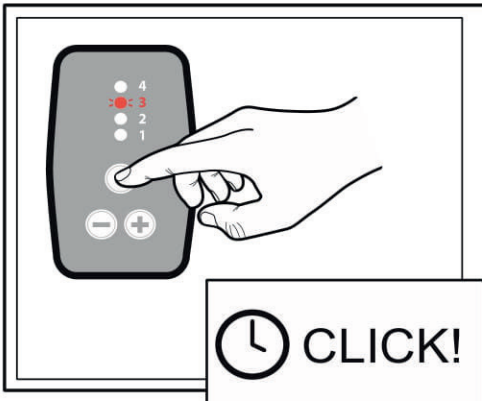
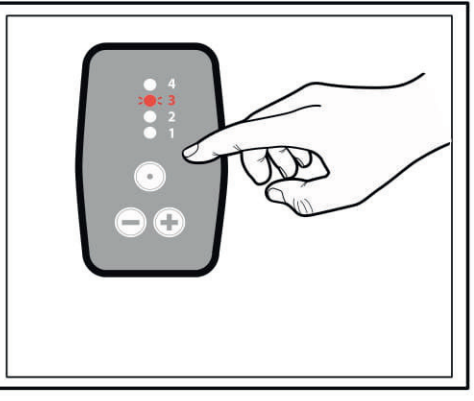
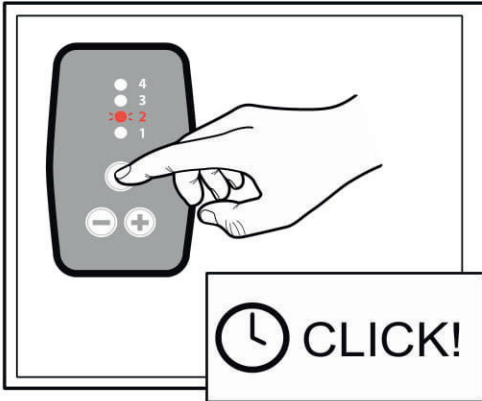
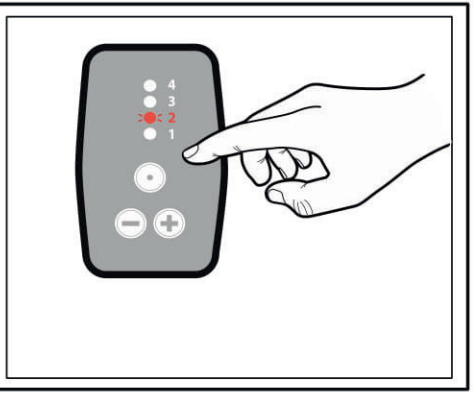
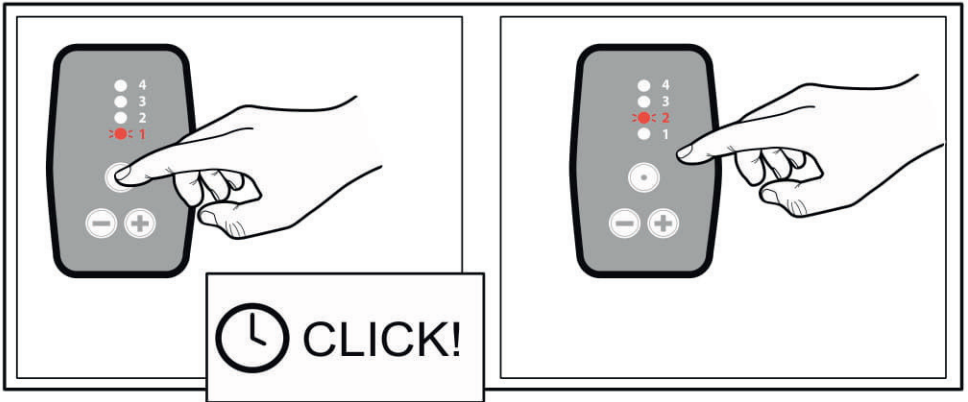


**Turn OFF the ST:**



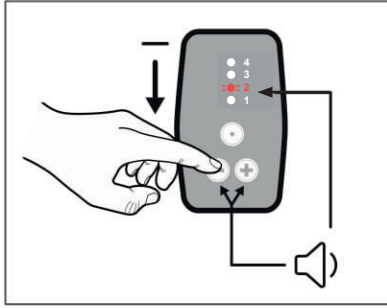
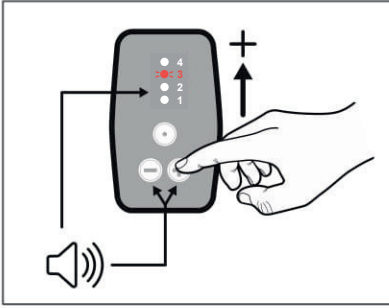
# Changing Channel

- Button 1: – CHANNEL CHANGE

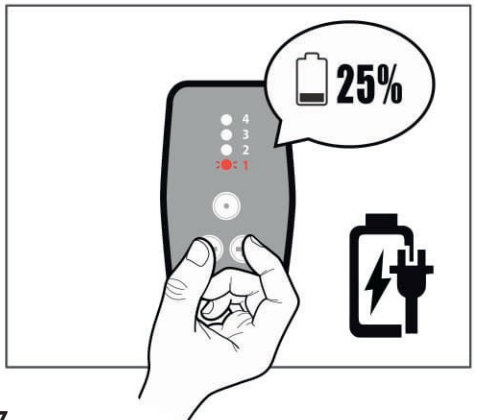
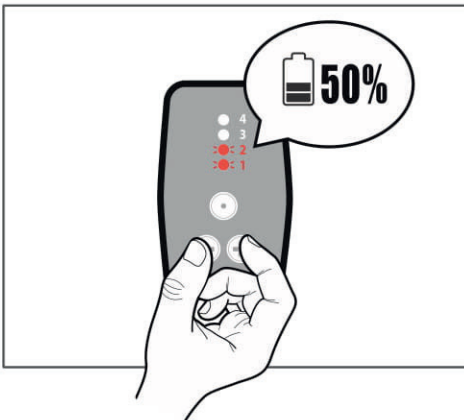
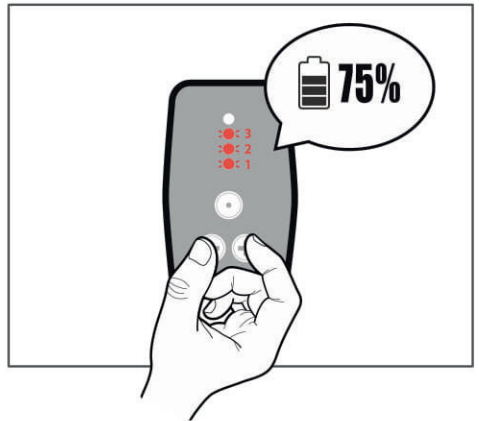
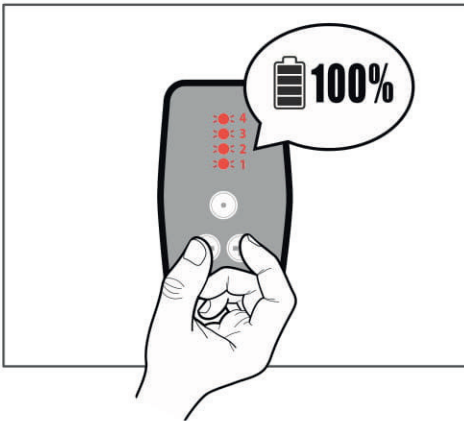


## Turn Up/Down the Volume:

- Button 2: VOLUME UP
- Button 3: VOLUME DOWN



## Checking unit Charge Level



# SPECIFICATIONS

Battery: 3.7v 500mAh rechargeable

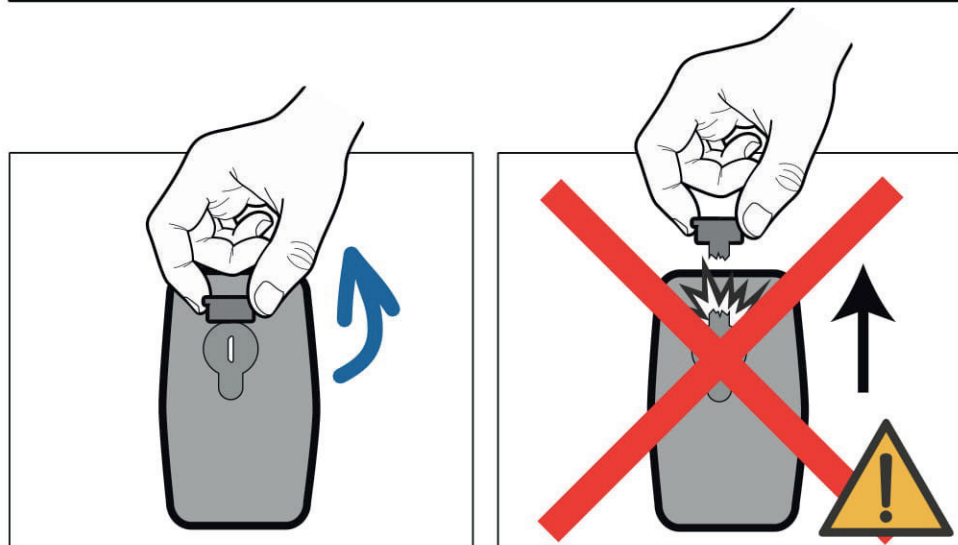
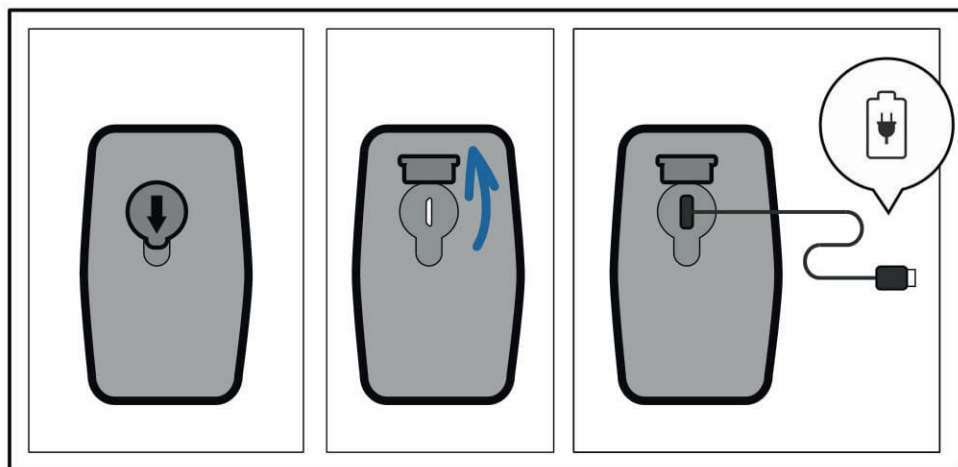
Battery duration in use: 8h

Battery duration when stored powered off: 50 days

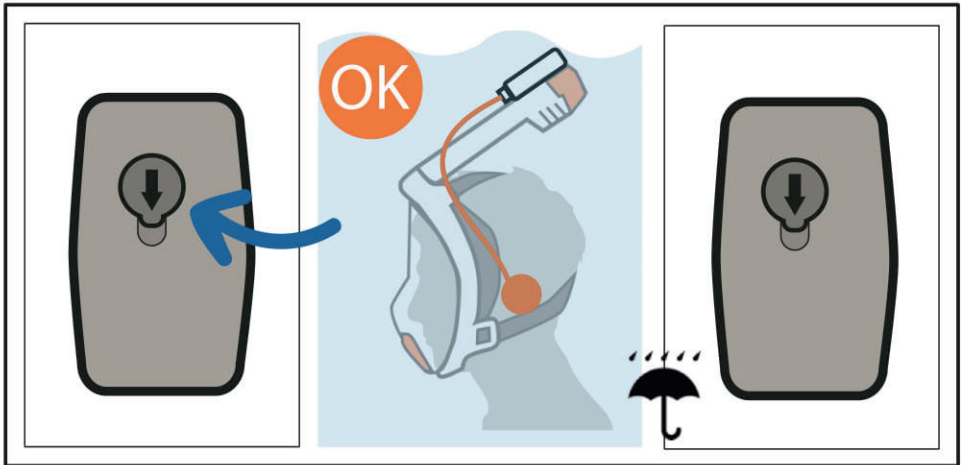
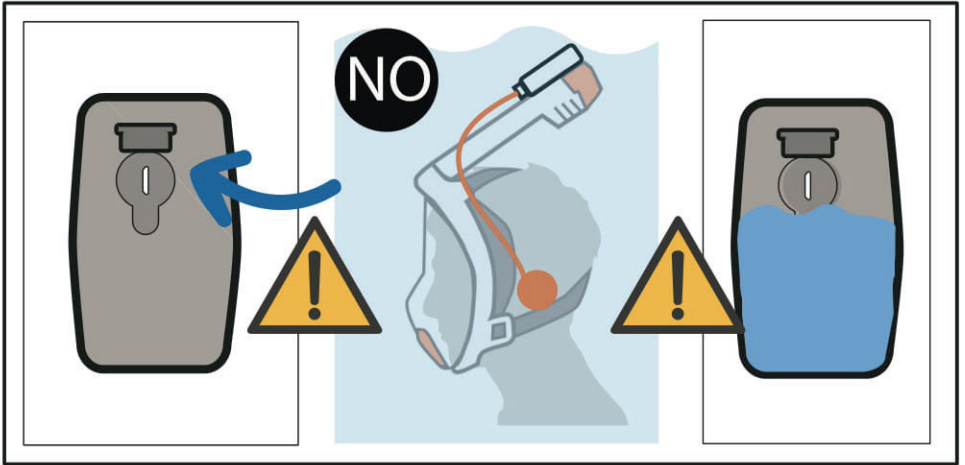
Recharge time: 2h depending on the charger

Max communication distance: 150m/500ft

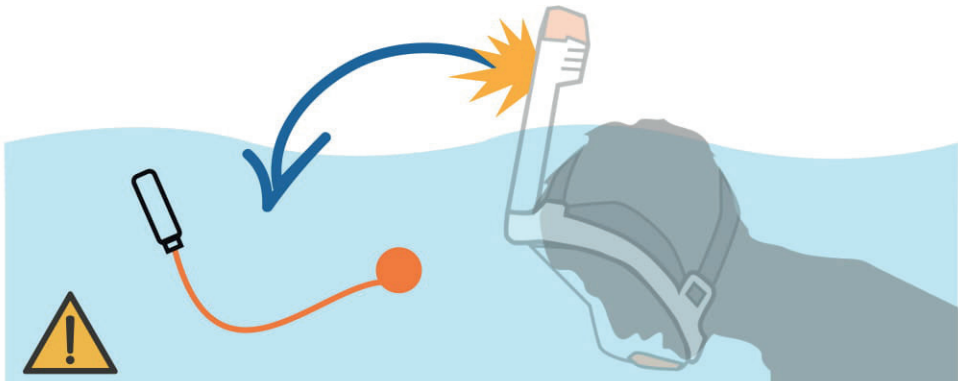
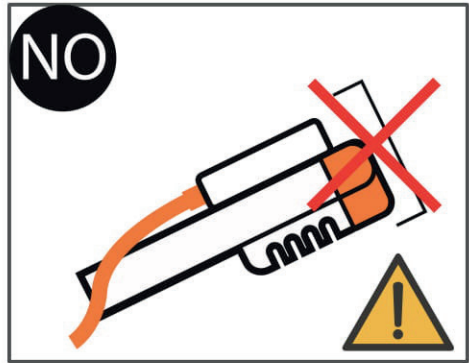
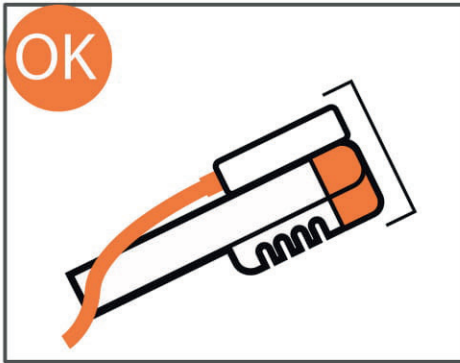
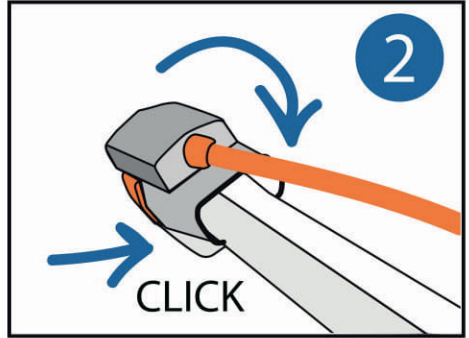
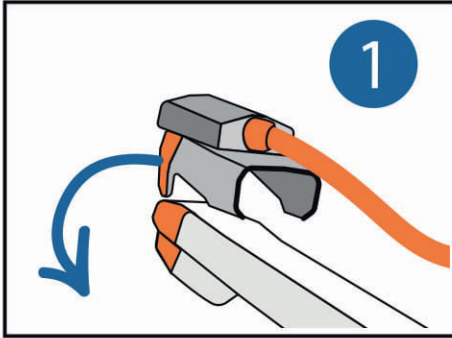
## *Charging the Unit*



**⚠ WARNING!** Check charging port plug is closed securely before getting in the water.

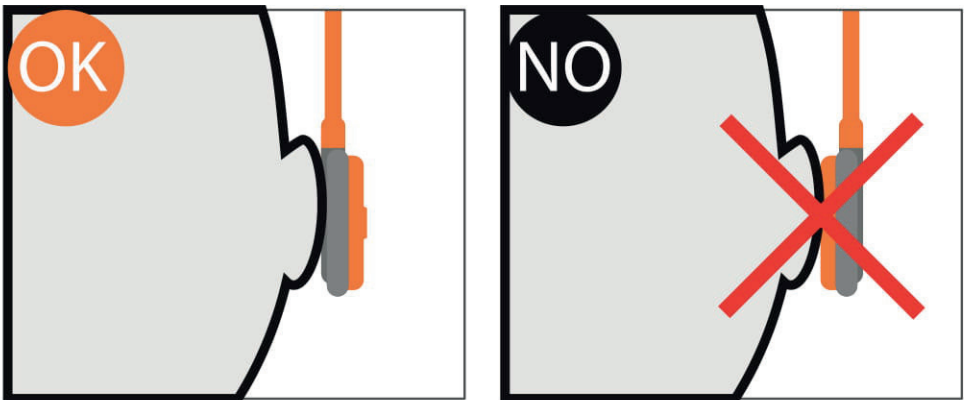
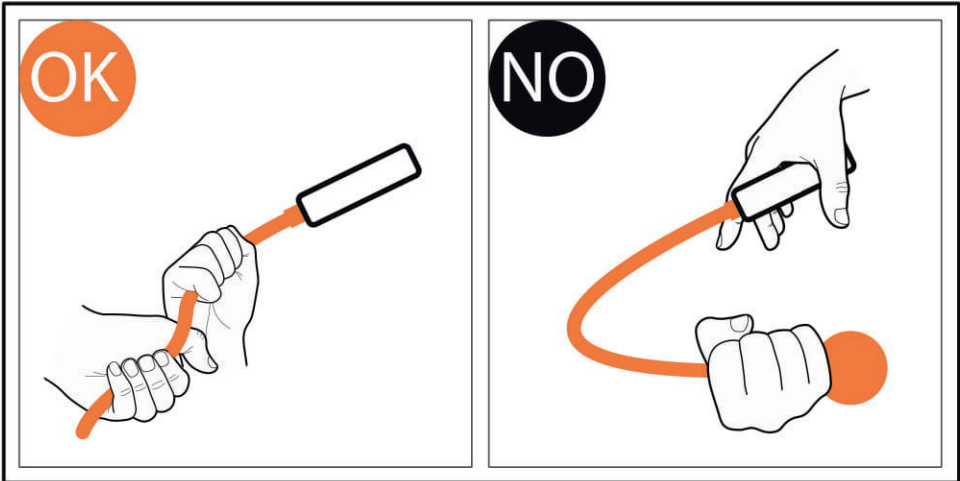


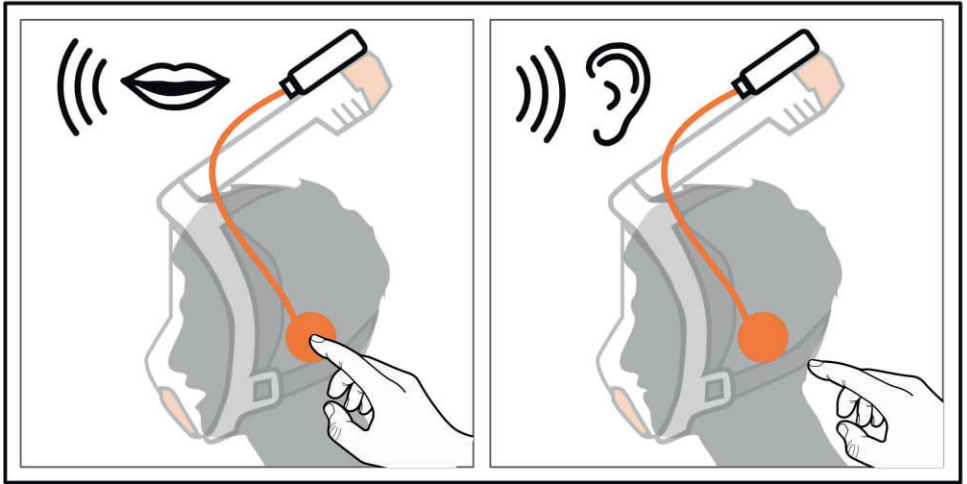
# Assembling








# TALKING AND LISTENING








 **WARNING! NOT FOR DIVING!**  
Waterproof to 3m/10ft.


 **WARNING!** Communication clarity and distance may depend on the environment.


 **WARNING!** It is not a cellular phone, so expect to speak slowly and clearly for maximum clarity. Sounds of the water may make it difficult to hear perfectly. Talk slowly and take your time. Signal end of your communication to tell your listeners they are now free to reply i.e. "OVER".


 **WARNING!** Being it a Push-To-Talk system, like all walkie-talkie units, if one person talks, all other units can only listen. One at a time talking.


 **WARNING!** Always consider using fins, snorkeling vest and other safety equipment when snorkeling. Consult with and follow local experts and lifeguards' advice. Take a snorkeling course prior to snorkeling.

 **WARNING!** This product will not be connected to lifeguard frequencies automatically.

 **WARNING!** Before normal snorkeling session use, check battery level!

 **WARNING!** Speaking in the mask for prolonged sentences may result in "need to catch breath" feeling. This is normal, due to speaking in a mask. It is like trying to speak after or while running. Take your time. Rest and breathe. Always remember that you are in water and follow safe and healthy behaviors

 **WARNING!**  
Might get hot on speaker part if left too long in the sun

 **WARNING!**  
When traveling check local regulations for use of the radio frequencies as laws change from country to country. Breaking these laws can result in fines and, in some countries, serious legal consequences.

 **WARNING!**  
Operative temperature 0 - 50°C

#### **Cleaning and Maintenance:**

Always rinse Snorkie Talkie in fresh water after use. No chemical should be used. Snorkie Talkie should not be exposed to high pressure water. This may result in leaking.

This product should not be exposed to chemical products such as sunscreen or insect repellants as some components may melt or damage plastics and silicone.

Product should be stored in shade and cool location.  
Do not expose to extreme low and high temperatures.

Do not leave this product in the sun.



## Warranty

OCEANREEF communication units are guaranteed to be free of material or manufacturing defects for a period of 24 months from the time the unit is purchased. For the duration of the guarantee, the Company's responsibility is limited to the replacement of any parts that are defective, and that have not been used incorrectly or handled negligently. The unit must be returned to the outlet from which it was bought.

Even during the warranty period, warranty shall not be valid where:

1. Damage is caused by incorrect handling or carelessness.
2. Damage is caused by the unit falling after it was purchased.
3. Damage caused by fire, earthquake, floods, lightning, or other natural disasters, pollution or electrical charges.



## Declarations of Conformity



## Operating the unit



Ocean Reef Group



**MESTEL SAFETY Srl**  
Via Arvigo, 2  
16010 Sant'Olcese  
Genova (Italia)  
Tel. +39 010 7082011  
Fax +39 010 7082099

**OCEAN REEF Inc**  
2510 Island View Way  
Vista, CA 92081  
Phone +1 760 744 9430  
Fax +1 760 744 9525  
Toll free 1 800 922 1764



[snorkeling.oceanreefgroup.com](http://snorkeling.oceanreefgroup.com)  
[oceanreefgroup.com](http://oceanreefgroup.com)

