



OCEANREEF[®]
connecting divers

TECH-80-Helmet

Neptune Helmet H08

This helmet is specifically designed to be used with the Ocean REEF Neptune Space, Raptor and Predator masks. It was created to provide impact resistance during adventurous activities where head protection may be needed, such as cave, wreck or arctic diving.

The GSM G-Power SL may be incorporated in the helmet, which makes it a very unique, lightweight and compact underwater communication and protective piece of equipment.



The helmet's patented design provides an ultra snug and stable fit. The lightweight streamlined design and soft foam cushion provides total comfort and freedom of movement. The lycra rash-guard sleeve prevents neck rash for maximum comfort during long sessions. The 2mm thick shatter proof plastic shell combined with a molded soft foam lining provides an ultra lightweight layer of defense. The Neptune Helmet H08 is made

from the most revolutionary high impact resistant plastics, designed to withstand years of exposure to salt water and direct sunlight.

Anyone who becomes unconscious during a dive runs a very real risk of drowning. To help reduce this risk, the H08 Helmet covers the temple area and ears. The H08 Helmet is secured by strong nylon webbing to stay on no matter what you put it through. The helmets soft foam lining is molded from a closed cell non-water absorbent foam and is uniquely shaped for rapid water drainage and maximum comfort. The helmet is also uniquely shaped to have a high cut shell for total peripheral vision and extends down over the temple and ears for extra protection. The H08 Helmet is also equipped with a protective carrying bag.

Available in 2 colors and 3 sizes

Sizes and Colors





black rubber	medium	OR23099
	large	OR23100
	x-large	OR23101
	xx-large	OR23102
silver	medium	OR23104
	large	OR23105
	x-large	OR23106
	xx-large	OR23107

Helmet & Plugs



The H08 helmet comes with two special plugs to protect the ears. These plugs are kept in position by two o-rings. To remove the plugs you must take the o-rings out and push the plugs to the inside.



Wearing the H08 helmet with the SPACE masks

Before you begin a combined H08 Helmet/Space Mask dive, you must first put on the Helmet and then don the Mask. Once this is done, pull the straps over the Helmet, and position them accordingly. After this procedure has been completed, one can don both together, without having to repeat the positioning process with each dive, as per the image on next page.

When you remove the mask and the helmet, simply release the helmet clip and pull out the quick release tab of your mask. The Space Mask and the H08 Helmet can be removed together in one operation.



Using the GSM GPOWER SL (Inserting the headsets)



- 1) Remove the o-rings that keep the plugs in position and take the plugs apart
- 2) Insert the headsets in the plugs position and secure them with the same o-rings
- 3) Lay the wire between the two speakers in the seat in the padding.

Recommendations & Limitations For Use

OCEAN REEF H08 helmet is primarily designed for diving and similar wave/water based activities that require compact, snug fitting protection. OCEAN REEF headgear is made from the latest hi-tech, shatter proof plastics and provide a super lightweight, snug fitting, layer of defence against superficial head injury, cuts, bumps and abrasions.

Important

OCEAN REEF H08 helmet offers some protection against impact injury and may build confidence. However it is not substitute for common sense and may not afford protection from serious injury or death. OCEAN REEF H08 helmet is not recommended for use on roads or highways or as a crash helmet. **VERY IMPORTANT:** It is the users responsibility to decide the level of protection they require for their chosen activities, OCEAN REEF is not to be held liable for injury relating to impact protection.

Suitable Accessories

Suitable accessories are limited to those produced by the manufacturer and available from its distributors and agents worldwide. OCEAN REEF H08 helmet should not be adapted for the purpose of fitting attachments, nor modified in any way not recommended by OCEAN REEF. Use of any accessories not supplied by the manufacturer or modifications to components of

this product may decrease the level of protection provided and render any future warranty claim invalid.

Use By Date

The life of your H08 helmet is dependent upon the frequency of use, exposure to the elements, proper care and maintenance. Like all plastic products it has a useable life span. The helmet has a shatterproof shell and a resilient liner and will therefore not require replacement from the regular knocks and bumps associated with the more common diving activities. However, if your H08 is subjected to more severe impact and there is visual damage we recommend you replace it.

Transportation Instructions

Always carry & store your H08 in the protective carry bag supplied with your helmet. Do not store under pressure or weight. This may deform the shell shape.

Care and Maintenance

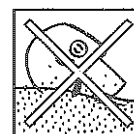

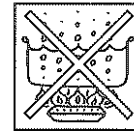
After each use, rinse your H08 thoroughly with fresh, clean water and store in a protective carry bag away from any heat source, prolonged direct sunlight or hot car.

H08 headgear is made from plastic components that may be damaged if exposed to excessive heat or harsh solvents.



DO NOT EXPOSE TO
heat extremes:
hot car dash or back ledge
boiling water
fire

DO NOT EXPOSE TO
solvents:
paints/thinners etc.
adhesives:
stickers

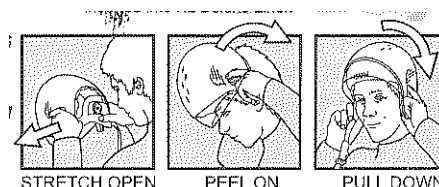


Correct Sizing And Fitting

OCEAN REEF H08 is marked with three different size fittings:
(Head size measured around the head just above the ears)

M	Medium	560 - 580mm
L	Large	580 - 595mm
XL	Extra Large	595- 600mm
XXL	Extra, Extra Large	600mm -Above

Getting Into Your H08



Ensure headband sits correctly, holding hair in. Fasten buckle; adjust chinstrap for a firm, secure fit.

Is Your H08 Too Loose

Make sure the helmet cannot be removed from your head or rolled excessively backward or forward. H08 is designed to fit snugly and provide maximum stability for diving when used in combination with one of the SPACE masks

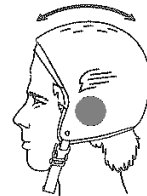
ACCEPTABLE

Slight sideways movement is not critical

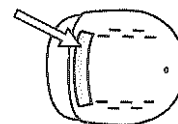
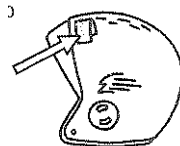


UNACCEPTABLE

Excess backward/forward movement must be prevented



To eliminate forward movement place a neoprene padding strip (125mm x 25mm x 5-10mm) under the liner as shown. Simply lift the helmet liner underneath the headband and carefully insert the padding strip, as shown below. Replace the liner, pushing it snugly into place. Test the fit & add or remove padding as necessary.



OCEAN REEF
Via Arvigo 2, 16010 Genova (Italia)
Phone +39 010 6598 611 Fax +39 010 6598 622
e-mail ocean.reef@oceanreefgroup.com

OCEAN REEF, Inc.
1699 La Costa Meadows Dr. Suite 101 San Marcos, CA
92078
Phone +1 760 744 9430 Fax +1 760 744 9525

OCEAN REEF on the Internet
<http://www.oceanreefgroup.com>

© OCEAN REEF 2009