

EXTENDER KITS



OCEAN REEF
underwater, naturally.

For more than 70 years, OCEAN REEF has been involved in the underwater diving industry. We have contributed much to this industry, from fins and snorkels to the most modern systems of underwater communication. Through the spirit of intrepid pioneers, brilliant inventors, passionate divers, and dynamic entrepreneurs, OCEAN REEF has been able to turn dreams into reality in the underwater world.



OCEAN REEF USA



MESTEL Safety ITALY

You can find a copy of this and other OCEAN REEF manuals online on our website. In order to limit our paper consumption, and as a part of our environmental friendly and responsible approach, OCEAN REEF suggest you, in case you lose or damage the following manual, to consult the documentation present online rather than print them out.

Please refer to our web site:
diving.oceanreefgroup.com/support/



© OCEAN REEF 2021

EXTENDER KIT INSTRUCTION MANUAL






TABLE OF CONTENTS









PART LIST	5
EXTENDER PRODUCT OPTIONS	6
EXTENDER FRAME ASSEMBLY	7
EXTENDER FRAME ASSEMBLY - ON THE MASK	9
NACS COMMUNICATION SUPPORT ASSEMBLY	10
MULTIPURPOSE ROTATING SUPPORT ASSEMBLY	11
EXTENDER KIT PRODUCT LINE CODES	18
CAUTIONS AND WARNINGS	18
WARRANTY	19

#UNDERWATERNATURALLY

PARTS LIST



Number	Name	Quantity	Picture
1	Frame	1	
2	Bushing	4	
3	Bushing Cover	4	
4	L Bridge	1	
5	R Bridge	1	

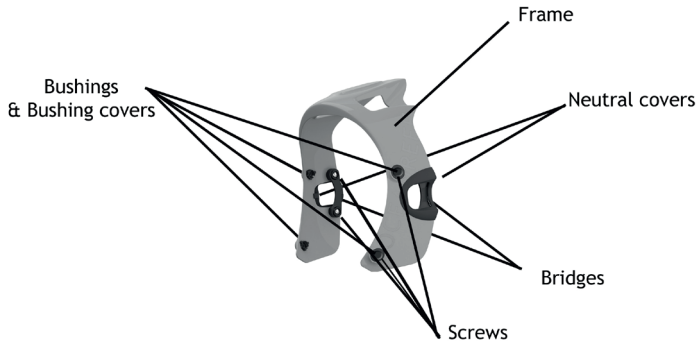
6	M3 screw	4	
7	L Neutral	1	
8	R Neutral	1	
9	L Earphone support	1	
10	R earphone support	1	
11	Earphone plug	2	
12	Comm support (New NACS)	1	
13	<u>Oring</u> 117	1	

#UNDERWATERNATURALLY

Extender frame, kit and accessories are compatible with all OCEAN REEF made IDMs

EXTENDER PRODUCT OPTIONS

(EXTENDER FRAME) - In the box



(EXTENDER KIT ACCESSORIES) - In the box



earphone supports



earphone plugs

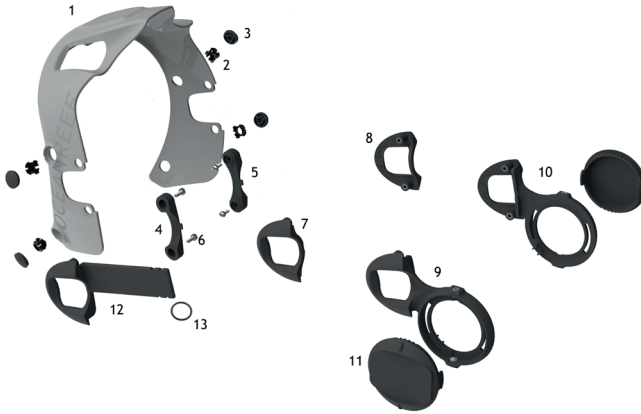


comm support (new NACS)



oring 117

EXTENDER FRAME ASSEMBLY



STEP 1.



Look for
L and R indications on
Parts 7 and 8.

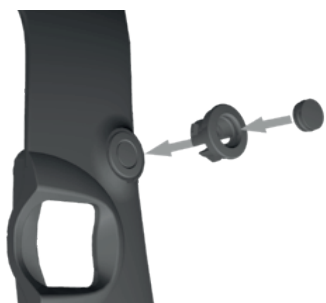
Small flap inside of the
Frame.



Parts 1 + 4 + 5 + 6 + 7 + 8

#UNDERWATERNATURALLY

STEP 2.



CLICK!

Parts 2+3



Extender Frame Assembled

EXTENDER FRAME ASSEMBLY - ON THE MASK

STEP 1.



4x Straps must pass inside the frame, through the holes.



STEP 2.



CLICK!

4x

Assemble frame on mask.



DM with assembled frame (straps detail).

#UNDERWATERNATURALLY

NACS COMMUNICATION SUPPORT ASSEMBLY

Compatible with all GSM models (communication units not included).

STEP 1.




*Assemble on the left side.
Small flap inside of the Frame.*



Parts 1+12+4+6.

STEP 2.



Part 13



IDM + new NACS + Communication unit.

MULTIPURPOSE ROTATING SUPPORT ASSEMBLY

Multipurpose rotating support can mount accessories and MHA-2, simultaneously.

STEP 1.



Parts 1+4+5+6+9+10.

STEP 2.


Add GSM GPower SL comm unit (not included); Add MHA-2 earphones (not included) or MHA-2 earphones as with GSM GPower SL (not included).



Secure ear-phones
with O-rings



Extender IDM + MHA-2.




Place wire under straps and above face seal following contour.



Hold cable in place with 3d Oring - as shown.





#UNDERWATERNATURALLY

STEP 3.

Assembling earphone plug (multi purpose surface)



CLICK!



*Rotates 30°
Click,click,click*



Extender Frames Available colours.



Accessories can be mixed mounted as shown. *



2 slight position holes signal where part number 12 can be drilled to create personalized mounts for accessories



Communication unit, camera support and torch support not included

#UNDERWATERNATURALLY

EXTENDER KIT PRODUCT LINE CODES

<i>COLOR</i>	<i>SKU</i>	<i>UPC</i>
BLACK	OR025040	764500001447
WHITE	OR025044	764500001485
GREEN	OR025043	764500001478
YELLOW	OR025043	764500001454
ORANGE	OR025041	764500001461
COBALT	OR025038	764500011422
EMERALD	OR025039	764500011439



CAUTIONS AND WARNINGS

- Do not use solvents (such as diluents) to clean the product. They can cause irreparable damage. Only use neutral detergents.
- Rinse the product thoroughly after each use with fresh water.
- Store in a cool, dry place.
- Don't expose to extreme low or high temperatures.



The frame does not serve as a helmet and is not intended to prevent injuries.



The warranty and OCEAN REEF do not cover or approve directly of any modification or alteration occurred to the products by the customer.

WARRANTY

1. The OCEAN REEF Extender Kit is guaranteed to be free of material or manufacturing defects for a period of 24 months from the time the unit is purchased.
2. For the duration of the above mentioned warranties, the Company's responsibility is limited to replacement of any parts that are defective and that have not been used incorrectly or handled negligently.
3. Even during the guarantee period, this guarantee shall not be valid where:
 - Damage was caused by incorrect handling or carelessness.
 - Damage was caused by the mask falling after it was purchased.
 - Damage caused by fire, earthquake, floods, lightning, or other natural disasters.
 - The warranty card is not produced.
 - The product has not been serviced as required through an OCEAN REEF authorized service center.
 - The product has been tampered with or has been repaired/serviced with non-original parts.



Ocean Reef Group

 **OCEANREEF**
underwater, naturally.
 **S A F E T Y**

 protection equipment
 engineering
 electronics

MESTEL Safety s.r.l
Via Arvigo 2, 16010 Genova (Italia)
Phone +39 010 7082011
E-mail: infoitaly@oceanreefgroup.com

OCEAN REEF Inc
2510 Island View Way
Vista, CA 92081
Phone +1 760 744 9430
Fax +1 760 744 9525
E-mail: operator@oceanreefgroup.com



diving.oceanreefgroup.com
oceanreefgroup.com

